

Impeller Pump OP-7



The OP-7 is a self-priming impeller pump for diesel or oil transfer. The pump is ideal for completing oil changes on generators and boat engines. Flow direction is reversible with the integrated switch and it is designed for discontinuous use.

Basic Features

- Self-priming
- IP65 rated
- Fittings included 3/4" Male Garden Hose (other sizes available upon request)
- Reversing switch
- Available in 12V and 24V

BRU version

Includes:
2 hoses and
9 ft power cable



Pump and Spare Parts

33-2300-01-1-2-1	OP-7-12	12 Volt
33-2300-02-1-2-1	OP-7-24	24 Volt
33-2303-01-1-2	OP-7-BRU-12	12 Volt
33-2303-02-1-2	OP-7-BRU-24	24 Volt
38-2410	Viton Impeller	
38-2420	SRK-380 Repair Kit:	
	(1) Impeller (1) Top plate (1) O-ring (3) Screws	(1) Ball bearing (1) Seal (1) Seal cover
38-2420-02	SRK-380-2 Repair Kit:	
	(2) Impeller (2) Top plate (2) O-ring (6) Screws	(2) Ball bearing (2) Seal (2) Seal cover
38-2421	SRK-381 Rebuild Kit for 12V:	
	(1) Impeller (1) Top plate (1) O-ring (3) Screws (1) Ball bearing	(1) Seal (1) Seal cover (1) Brush holder with integrated 12V switch
38-2421-02	SRK-381-2 Rebuild Kit for 12V:	
	(2) Impeller (2) Top plate (2) O-ring (6) Screws (2) Ball bearings	(2) Seal (2) Seal cover (2) Brush holder with integrated 12V switch
38-2422	SRK-382 Rebuild Kit for 24V:	
	(1) Impeller (1) Top plate (1) O-ring (3) Screws (1) Ball bearing	(1) Seal (1) Seal cover (1) Brush holder with integrated 24V switch
38-2422-02	SRK-382-2 Rebuild Kit for 24V:	
	(2) Impeller (2) Top plate (2) O-ring (6) Screws (2) Ball bearings	(2) Seal (2) Seal cover (2) Brush holder with integrated 24V switch

Technical Specifications

Flow Rate	3/4" I.D. Hose	7.4 GPM / 28 LPM
Inlet / Outlet	Inner 3/8" Female BSPP Outer 3/4" Outer Diameter Hose Barb Fittings 3/4" Male Garden Hose	
Voltage	12V or 24V	
Self-priming	5 ft / 1.5m (wet)	
Amp. Draw	6A / 12V, 4A / 24V	
Fuse	7.5A / 12V, 5A / 24V	
Wire Size	14 AWG / 1.5 mm ²	
Pressure	15 psi / 1 bar	
Min. Ambient Temperature	14°F / -10°C	
Min. Ambient Temperature	140°F / 60°C	
Impeller	Viton	
Rated	IP65	
Dimensions	A	7.57" / 192 mm
	B	5.16" / 131 mm
	C	3.5" / 89 mm
	3.7 lbs / 1.7 kg	

Fluids

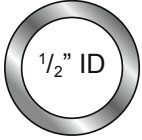
Not for use with gasoline.

Compatible for diesel, oil, or water.

Installation

Considerations when mounting the pump:

- Provide accessibility to the cover plate of the pump for future impeller changes.
- Mounted in any orientation on a vertical or flat surface, however Reverso does not recommend mounting with the pump head above the motor.



Minimum of 1/2" inner diameter hose is recommended; smaller hose is not advised.
Choose fittings which fit the hose size selected to minimize restriction.
Use Loctite 565 on all connections.

Electrical Connection

The electrical installation of this product must be executed by a qualified electrician and following the ABYC requirements. Be sure that the power source available matches the power requirements on the specification sheet.


Operation

The pump is equipped with a 3-position rocker switch. The center position is Off.

To start the pump, press the arrow for the desired flow direction.

Return switch to the center Off position after required amount of fluid has been transferred.

Avoid running the pump dry for long periods.



Troubleshooting

- Check for a blown fuse.
- Check inside the pump head for any debris or broken blades on the impeller.
- Verify the voltage supplied matches the specifications of the pump motor.
- Check for restrictions in the hose or fitting size.
- Check for air leaks in the lines or seals.
- Check if impeller has dried out due to a long period without use. If yes, add fluid into pump head before startup.